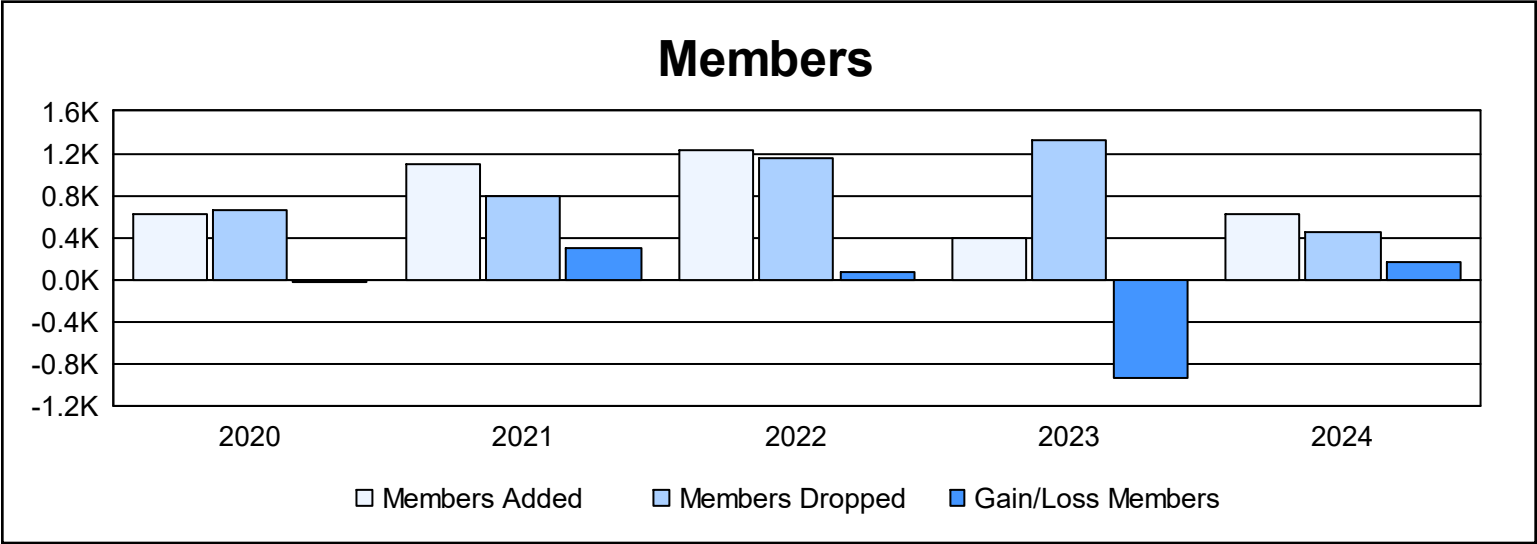
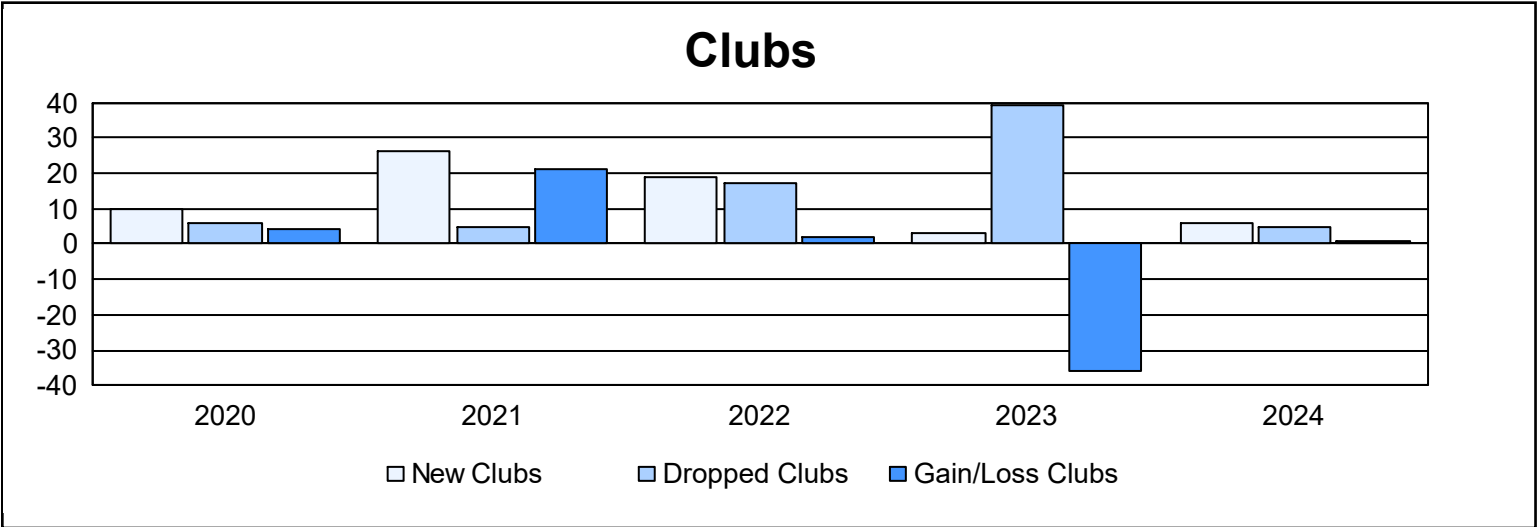
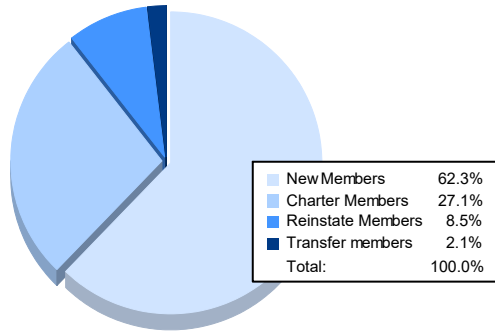


Year	New Clubs	Dropped Clubs	Gain/ Loss Clubs	New Members	Charter Members	Reinstate Members	Transfer Members	Total Member Added	Total Members Dropped	Gain/ Loss Members
2019-2020	10	6	4	347	241	33	7	628	655	-27
2020-2021	26	5	21	508	535	52	6	1,101	801	300
2021-2022	19	17	2	626	538	48	12	1,224	1,152	72
2022-2023	3	39	-36	156	140	81	13	390	1,319	-929
2023-2024	6	5	1	389	169	53	13	624	455	169
Average	13	14	-2	405	325	53	10	793	876	-83



Membership Composition June 2024 Cumulative



Gender Composition June 2024 Cumulative

